

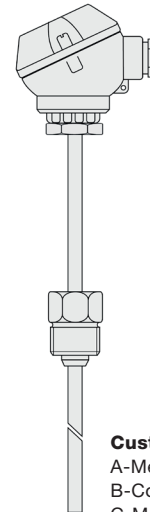
Screw-in probe with J-Head - HL 600 °C

Article no.: 803018 5011

Our screw-in probe with J-head is suitable for use in the high temperature range up to 600 °C and is installed via the G1/2 „ thread and the neck tube. The J-head with the protection sleeve and neck tube is designed according to DIN43772 Form 2G. To configure your Screw-in probe for your measuring task, simply select the required configuration features and send us the order code.



General Information	
Measuring range	-50 °C to +600 °C depending on the sensor Type
Perm. (°C) conn. head	-40 °C to +100 °C
Accuracy	depending on sensor Type
Supply and output	
Max. meas. current	max. 1 mA
Supply voltage	approx. 5 V depending on measurement current
Measurement signal	passive (resistance value)
Ambient conditions	
Protection class	IP65 according DIN 60529
Humidity and moisture condensation resistance	according to application-specific qualification
Certificates and Standards	
Standards	DIN EN 61326-1:2013 DIN EN IEC 63000:2019-05
Directive	RoHS 2011/65/EU 2014/30/EU



Customizable options
 A-Measuring element
 B-Connection Type
 C-Mounting length

A - Measuring element				
Code	Sensor	Accuracy / Tolerance resistance	From (°C) ¹⁾	To (°C) ¹⁾
A011	Pt100	Cl. A dT = ±(0,15 °C + 0,002 t) ¹⁾	-50 °C	+300 °C
A062	Pt100	Cl. B dT = ±(0,30 °C + 0,005 t) ¹⁾	-50 °C	+600 °C
A013	Pt100	1/3 Cl. B dT = ±(1/3 · (0,30 °C + 0,005 t)) ¹⁾	-50 °C	+200 °C
A014	Pt100	1/10 Cl. B dT = ±(1/10 · (0,30 °C + 0,005 t)) ¹⁾	±0 °C	+100 °C
A031	Pt1000	Cl. A dT = ±(0,15 °C + 0,002 t) ¹⁾	-50 °C	+300 °C
A072	Pt1000	Cl. B dT = ±(0,30 °C + 0,005 t) ¹⁾	-50 °C	+600 °C

¹⁾according to IEC 751 / EN 60751 | ²⁾ Perm. range °C | Detailed information and the characteristics can be found in our download area.

B - Connection Type	
Code	Conn. Type
B2	2-Wire (2W)
B3	3-Wire (3W)
B4	4-Wire (4W)

Possible connections			
Sensor	2W	3W	4W
Pt	✓	✓	✓

KC / MWA / 24.04.2024

Testo Sensor GmbH

+49 7653 96597-71 Managing Director: Prof. Burkart Knospe, Martin Arndt, Timo Löffler
 Testo-Straße 1 webshop@testo-sensor.de Amtsgericht Freiburg HRB 706025 | Umsatzsteuer-ID.: DE274417683
 D-79853 Lenzkirch Please find our whole temperature probe and transmitter portfolio in our webshop at: www.testo-sensor.shop

Connection head	
Design	Form J (MA)
Material	Aluminium pressure die-casting
W/H/Ø (mm)	50/60/48
Color	RAL 9006 aluminium silver
Cable gland head	with strain relief
Cable electrical connection	Screw terminals max. 1,5 mm ²
Clamping range (mm)	5 to 9
Ambient temperature max	+100 °C
Sensor unit	Fixed

Screw-in thread		C - Mounting length	
Material	Stainless steel 1.4571 316TI	Code	Length (mm)
Length (mm)	14	C0050	50 ¹⁾
Process connection	G1/2 "	C0100	100 ¹⁾
Wrench size	27	C0150	150 ¹⁾
Protection sleeve		C0200	200 ¹⁾
Material	Stainless steel 1.4571 316TI	C0250	250 ¹⁾
Mounting length (mm)	please choose	C0300	300 ¹⁾
Ø (mm)	6 ²⁾	C0400	400 ¹⁾
Length neck tube (mm)	60	C0500	500 ¹⁾

Other mounting lengths on request | ¹⁾Tolerance ± 1% | ²⁾ Tolerance ± 0,1 mm

Your order code			
Article no.	Measuring element	Connection Type	Mounting length
803018 5011	A____	B____	C____

Delivery and Assembly	
Assembly instructions	by means of process connection
Delivery and Packaging	Probe, separately packaged in PE bag

Important assembly advices	
<p>Measuring errors can occur due to heat dissipation to the environment. To keep these as small as possible, we recommend immersing the protection sleeve of your temperature probe as deep as possible into the medium to be measured during installation. The optimum installation depth should be 10-15 times the Ø of the protection sleeve or, if an immersion sleeve is used, the Ø of the immersion sleeve. When installing in pipes whose Ø does not have a sufficiently deep installation depth, you should either install the probe at an angle or in a pipe elbow. Make sure that you have enough space so that the probe can be removed again. 1) Installation with sufficient installation depth 2) Installation at an angle with small pipe Ø 3) Not like this: Minimum installation depth not reached</p>	
<p>Installation by using an immersion sleeve (4): Please ensure that the Ø and length of the immersion sleeve are selected to suit the installation situation so that the minimum immersion depth can be achieved. Please also ensure that the process connection is correct. Because the probe is not inserted directly into the medium, but via the immersion sleeve, the response times are somewhat slower. The probe should be selected so that the protection sleeve touches the bottom of the immersion sleeve and the air cushion around the protection tube is as small as possible. The use of thermal conduction paste can improve the response times.</p>	
<p>Please lay the cable so that no water can penetrate the probe and with a spare loop (4). This allows you to extend the probe without disconnecting the electrical connection.</p>	

KC / MWA / 24.04.2024

Testo Sensor GmbH

+49 7653 96597-71

Testo-Straße 1

D-79853 Lenzkirch

webshop@testo-sensor.de

Please find our whole temperature probe and transmitter portfolio in our webshop at: www.testo-sensor.shop

Managing Director: Prof. Burkart Knospe, Martin Arndt, Timo Löffler

Amtsgericht Freiburg HRB 706025 | Umsatzsteuer-ID.: DE274417683

Technical drawing

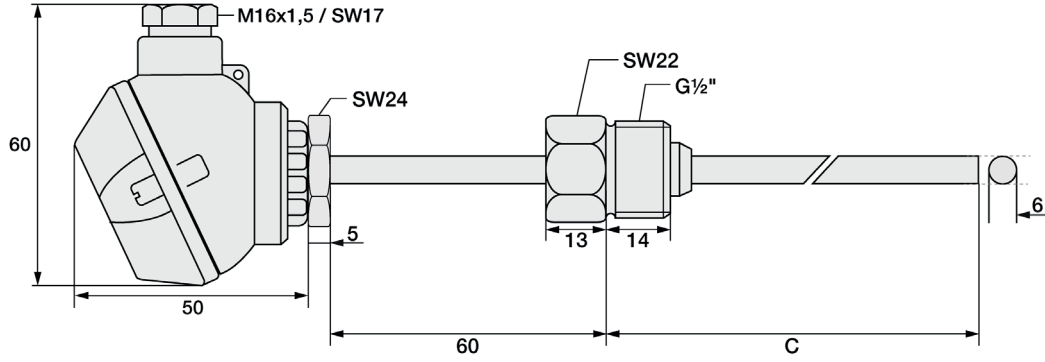
Customizable options

A - Measuring element

B - Connection Type

C - Mounting length

All dimensions in mm



KC / MWA / 24.04.2024

Testo Sensor GmbH

Testo-Straße 1
D-79853 Lenzkirch

+49 7653 96597-71

webshop@testo-sensor.de

Please find our whole temperature probe and transmitter portfolio in our webshop at: www.testo-sensor.shop



Managing Director: Prof. Burkart Knospe, Martin Arndt, Timo Löffler

Amtsgericht Freiburg HRB 706025 | Umsatzsteuer-ID.: DE274417683

Matching accessories: Connection cable

Connection cable

Please select your desired cable first.

Picture	Code	Connection Type	Color	IP	From (°C) ¹⁾	To (°C) ¹⁾	Outside material	Material strand	Ø (mm) ²⁾	Q (mm ²) ³⁾	Color strand	Ω / m ⁴⁾
	809200 0	2-Wire	black	IP67	-30	+105	PVC	PVC	4,8	0,22	rd, wt	0,07
	809200 1	3-Wire	black	IP67	-30	+105	PVC	PVC	4,8	0,22	rd, wt, rd	0,07
	809200 2	4-Wire	black	IP67	-30	+105	PVC	PVC	4,8	0,22	rd, wt, rd, wt	0,07
	809210 0	2-Wire	red-brown	IP67	-50	+180	Silicone	Silicone	4,7	0,22	rd, wt	0,08
	809210 1	3-Wire	red-brown	IP67	-50	+180	Silicone	Silicone	4,9	0,22	rd, wt, rd	0,08
	809210 2	4-Wire	red-brown	IP67	-50	+180	Silicone	Silicone	4,9	0,22	0,08	0,08

Insulation resistance: ≥ 100 MOhm at min. 100 VDC | ¹⁾Perm. range °C | ²⁾Tolerance ± 0,2 mm | ³⁾Tolerance ± 0,03 mm² | ⁴⁾per single strand | Please also note the connection Type of your selected temperature sensor.

Now please select the length and add the code to the article no. of the cable.

Length (m)	1	2	5	10	20
Code	010	020	050	100	200

Please append these digits to the part number of your desired cable.

Matching accessories: Heat-conducting paste

Heat-conducting paste



Article no.	809540 1000
Content	10 ml
Thermal conductivity	>2.5 W/mK
Min / Max °C	-30 °C to +280 °C
Thermal resistance	< 0.126

Testo Sensor GmbH

Testo-Straße 1
D-79853 Lenzkirch

+49 7653 96597-71

webshop@testo-sensor.de

Please find our whole temperature probe and transmitter portfolio in our webshop at: www.testo-sensor.shop

Managing Director: Prof. Burkart Knospe, Martin Arndt, Timo Löffler

Amtsgericht Freiburg HRB 706025 | Umsatzsteuer-ID.: DE274417683

Testo Sensor GmbH

Testo-Straße 1
D-79853 Lenzkirch

+49 7653 96597-71

webshop@testo-sensor.de

Please find our whole temperature probe and transmitter portfolio in our webshop at: www.testo-sensor.shop

Managing Director: Prof. Burkart Knospe, Martin Arndt, Timo Löffler

Amtsgericht Freiburg HRB 706025 | Umsatzsteuer-ID.: DE274417683