

User Manual

PTFE cable probe for use in aggressive media

Article no.803593 1011



HP / CK 03.07.2024

All rights reserved. Changes to the documents are not allowed. Please read the operating instructions before starting any work and keep them carefully and to hand.

Testo Sensor GmbH

Testo-Straße 1
D-79853 Lenzkirch

+49 7653 96597-71
webshop@testo-sensor.de
Please find our whole temperature probe and transmitter portfolio in our webshop at: www.testo-sensor.shop

Managing Director: Prof. Burkart Knospe, Martin Arndt, Timo Löffler
Amtsgericht Freiburg HRB 706025 | Umsatzsteuer-ID.: DE274417683

1. Table of content

- 1. General 3
 - 1.1. Security..... 3
 - 1.2. Intended use.....3
 - 1.3. Personnel qualification..... 3
 - 1.4. Signage, safety labels, type plate..... 4
- 2. Transport, packaging and storage..... 44
- 3. Commisioning..... 4
 - 3.1. Assambly..... 4
 - 3.2. Requirements for achieving the protection class (IP 65)..... 4
 - 3.3. Drilling template 4
 - 3.4. Pin assignment..... 5
 - 3.5. Maintenance 5
 - 3.6. Disposal 5
- 4. Technical data and assembly instructions..... 6
- 5. Characteristics..... 8

HP / CK 03.07.2024

Testo Sensor GmbH

Testo-Straße 1
D-79853 Lenzkirch

+49 7653 96597-71

webshop@testo-sensor.de



Please find our whole temperature probe and transmitter portfolio in our webshop at: www.testo-sensor.shop

Managing Director: Prof. Burkart Knospe, Martin Arndt, Timo Löffler

Amtsgericht Freiburg HRB 706025 | Umsatzsteuer-ID.: DE274417683

1. General

- The temperature probe described in the operating instructions is manufactured according to the current state of the art. All components are subject to strict quality and environmental criteria during manufacture. Our management systems are certified according to ISO 9001 and ISO 14001. The general terms and conditions in the sales documents apply, subject to technical changes.
- These operating instructions are an important part of the product. It must be available to qualified personnel and must be carefully read and understood before starting any work. Please be sure to comply with all the safety and handling instructions given. In particular, observe the local accident prevention regulations and general safety regulations applicable to the area of use of the product.
- The manufacturer's liability expires in the event of damage caused by improper use, non-observance of the instructions, use of insufficiently qualified personnel and unauthorised modifications to the product.

1.1. Security

WARNING! Before installation, commissioning and operation, please make absolutely sure that the correct temperature probe has been selected with regard to design and specific measuring conditions. Failure to do so may result in serious personal injury and/or damage to property.

- The selection of the products and, in particular, the determination of their suitability for a specific purpose are the sole responsibility of the purchaser, who must also ensure that incorrect planning, operation or installation does not cause any further damage and that compliance with the relevant construction and safety guidelines is observed and guaranteed.
- No liability or warranty is expressly accepted for damage caused by incorrect planning, operation, installation or malfunction of the products.
- The technical data and connection conditions in the supplied installation and operating instructions apply exclusively. Changes are possible in the interests of technical progress and the continuous improvement of our products.

1.2. Intended use

- For the intended use of the probe, please refer to the technical data and the commissioning instructions in the operating instructions. The product is designed and built exclusively for the intended use described there and may only be used accordingly. The technical specifications must be observed. Claims due to improper use are excluded.
- This product must not be used for safety-relevant tasks, such as monitoring or protecting persons against danger or injury, as an emergency stop switch on systems or machines, etc.
- This type of temperature probe has been developed, qualified and manufactured to the highest quality standards. Application-specific environmental or stress conditions can influence the behaviour and lead to deviations from the specifications in the data sheet. To avoid this, we recommend application-specific advice.

Application-specific environmental or stress conditions can be in particular:

- Ingress of humidity, which can lead to falsification of measured values
- Vibration, which causes high acceleration forces
- UV irradiation, which can lead to embrittlement of the cable insulation
- Tensile forces acting on the cable, which can damage the probe's internal structure
- Insufficient thermal coupling to the measured medium, with increased response times as a result
- Impact with excessively high temperatures, which can change or destroy the built-in measuring resistor or electronic components
- Corrosion at the cable ends or the connector contacts, so that measured value falsifications can occur

1.3. Personnel qualification

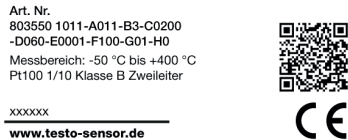
WARNING! - Risk of injury due to insufficient professional qualification! Improper handling can lead to considerable personal injury and damage to property.

- The activities described in these operating instructions may only be carried out by adequately qualified personnel. Special operating conditions may require additional, appropriate knowledge, e.g. about aggressive media, possible dangers or country-specific regulations, standards or guidelines. Please keep unqualified personnel away from the danger areas.


1.4. Signage, safety labels, type plate

Products are labelled as follows. (Exemplary representation)

Label for temperature probes with housing/head



Label for cable probes (attached to the cable as a flag)



2. Transport, packaging and storage

Transport: Please inspect the product for any transport damage immediately after delivery. Please notify us immediately of any obvious damage.

Packaging: Please remove the packaging only immediately before assembly and keep it, as the packaging provides optimum protection during transport.

Storage: The permissible storage temperature is -20 ... +70 °C and the ambient humidity conditions at the storage location should preferably be approx. 20% ... 85% relative humidity; condensation should be avoided.

The following influences should be avoided:

- Direct sunlight or proximity to hot objects
- Mechanical vibration, mechanical shock (hard impact)
- Exposure to soot, steam, dust or corrosive gases
- Explosive environment, flammable atmospheres

Original packaging: Please store the product in the original packaging in a place that meets the conditions listed above. If the original packaging is not available, please pack and store the product as follows:

- Wrap the product in an antistatic plastic sheet.
- Place the product with the insulation material in the packaging.
- For longer storage (more than 30 days), add a bag of desiccant to the packaging.

3. Commissioning

3.1. Assembly

- The products may only be connected in a de-energised state, only to safety extra-low voltages and only by suitably qualified personnel.
- Please observe the safety regulations of the VDE, the federal states, their monitoring bodies, the TÜV and the local EVU. The installation instructions in the data sheet must be observed.
- Please observe EMC guidelines to prevent damage, faults on the product or measured value deviations.

3.2. Requirements for achieving the protection class (IP 65)

- Only use the cable gland in the specified clamping range (select the cable Ø to match the cable gland).
- Do not use the lower clamping area when using very soft cable types.
- Only use round cables (a slightly oval cross-section may also be suitable).
- Do not twist the cable.
- Multiple opening/closing is possible, but can have a negative effect on the protection class.
- For cables with pronounced cold flow behaviour, please tighten the screw connection if necessary.

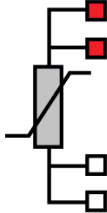
3.3. Drilling template

You will find the drilling template, if available, in the technical data.

3.4. Pin assignment

The characteristics of our sensors can be found on our website or in the appendix to these operating instructions.

- The products are designed for operation on safety extra-low voltages (SELV).
- For the electrical connection of the products, the technical data of the products apply.
- Especially for passive probes (e.g. Pt100 etc.) in a two-wire circuit, the lead resistance of the supply line must be taken into account in order to correct measured value deviations (offset).
- If necessary, the lead resistance must be corrected in the subsequent electronics.
- Due to self-heating, the measuring current influences the measuring accuracy. Therefore, the measuring current should not be greater than 1 mA.

Wiring diagram				
Configuration not offered	Configuration not offered	Configuration not offered		Configuration not offered
2-Wire	3-Wire	3-Wire for DS -Sensors	4-Wire	LM235Z

Connection LM235Z

The LM235Z sensor is a semiconductor. Attention must be paid to the correct polarity when connecting. The measuring current is between 400 µA und 5 mA, the resolution is 10 mV / K.

3.5. Maintenance

The product is maintenance-free. Repairs may only be carried out by the manufacturer or by qualified personnel.

3.6. Disposal

The product is to be classified as electrical and electronic equipment, so that it must be disposed of as electrical / electronic waste. Alternatively, you can return the product to us for proper disposal. The product should not be disposed of as household waste. Special treatment for special components may be legally mandatory and ecologically sensible. Please also observe the local legislation applicable to disposal.

HP / CK 03.07.2024

4. Technical data and assembly instructions

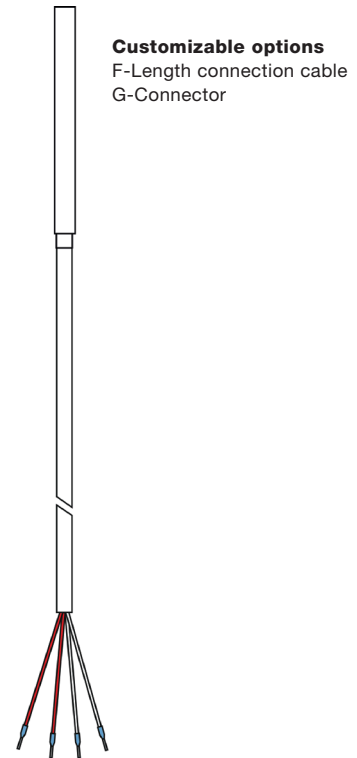
PTFE cable probe for use in aggressive media

Article no.803593 1011

The PTFE cable probe with the protection sleeve and the connecting cable made of PTFE can be used especially in aggressive media or if a high IP protection class (67) is required. To configure your cable temperature sensor perfectly and individually for your measuring task, simply select the required configuration features and send us the order code.



General Information	
Measuring range	-50 °C to +260 °C depending on sensor Type and connection cable
Measuring element	Pt100 Class A
Accuracy	dT = ±(0,15 °C + 0,002 t)
Connection Type	4-Wire
Response time	t63 / t99: information is available on request
Pull-out force	Ω 30 N
Supply and output	
Max. meas. current	max. 1 mA
Supply voltage	approx. 5 V depending on measurement current
Measurement signal	passive (resistance value)
Ambient conditions	
Protection class	IP67 according DIN 40050
Humidity and moisture condensation resistance	according to application-specific qualification
Certificates and Standards	
Standards	DIN EN 61326-1:2013 DIN EN IEC 63000:2019-05
Directive	RoHS 2011/65/EU 2014/30/EU
Certificates	Certificate of suitability (on request)



Protection sleeve	
Material	PTFE
Length (mm)	60
Ø (mm)	5 ¹⁾

¹⁾ Tolerance ± 0,1 mm

Connection cable											
Picture	IP	Connection Type	Color	From (°C) ¹⁾	To (°C) ¹⁾	Outside material	Material strand	Color strand	Ø (mm) ²⁾	Q (mm ²) ³⁾	Ω / m ⁴⁾
	IP67	4-Wire	white	-100	+260	PFA	PTFE	rd, wt, rd, wt	4	0,13	0,14

Insulation resistance: ≥ 100 MOhm at min. 100 VDC | ¹⁾Perm. range °C | ²⁾Tolerance ± 0,2 mm | ³⁾ Tolerance ± 0,03 mm² | ⁴⁾ per single strand | IP67

F - Length			
Code	F020	F050	F100
m	2	5	10

Other lengths on request

G - Connector	
Code	Feature
G01	Insulated end ferrules (50 mm)

HP / CK 03.07.2024

Testo Sensor GmbH

+49 7653 96597-71 Managing Director: Prof. Burkart Knospe, Martin Arndt, Timo Löffler
 Testo-Straße 1 webshop@testo-sensor.de Amtsgericht Freiburg HRB 706025 | Umsatzsteuer-ID.: DE274417683
 D-79853 Lenzkirch Please find our whole temperature probe and transmitter portfolio in our webshop at: www.testo-sensor.shop

Delivery and Assembly

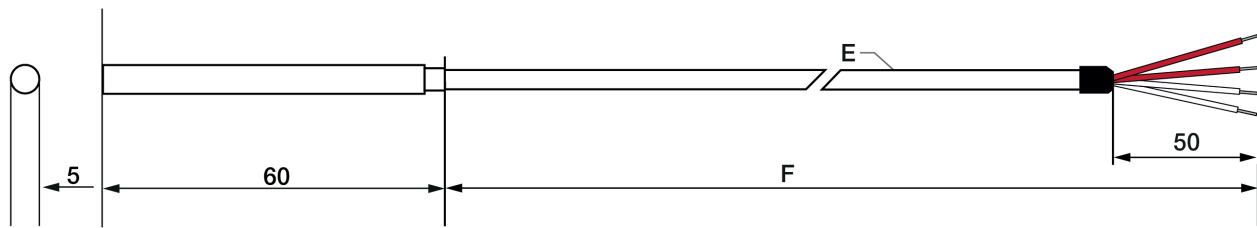
Assembly instructions	Loose to dive in aggressive media
Delivery and Packaging	Probe, seperatly packaged in PE bag

Your order code

Article no.	Length connection cable	Connector
803593 1011	F____	G____

Technical drawing

Customizable options	F - Length connection cable	G - Connector	All dimensions in mm
-----------------------------	-----------------------------	---------------	----------------------



HP / CK 03.07.2024

Testo Sensor GmbH

Testo-Straße 1
D-79853 Lenzkirch

+49 7653 96597-71
webshop@testo-sensor.de
Please find our whole temperature probe and transmitter portfolio in our webshop at: www.testo-sensor.shop

Managing Director: Prof. Burkart Knospe, Martin Arndt, Timo Löffler
Amtsgericht Freiburg HRB 706025 | Umsatzsteuer-ID.: DE274417683

5. Characteristics

HP / CK 03.07.2024

Testo Sensor GmbH

Testo-Straße 1
D-79853 Lenzkirch

+49 7653 96597-71
webshop@testo-sensor.de
Please find our whole temperature probe and transmitter portfolio in our webshop at: www.testo-sensor.shop

Managing Director: Prof. Burkart Knospe, Martin Arndt, Timo Löffler
Amtsgericht Freiburg HRB 706025 | Umsatzsteuer-ID.: DE274417683

Characteristic Pt100

Measuring range: -50 °C to +600 °C

Accuracy class Pt100 according to IEC 751 / EN 60751	
Class	Formula
Cl. B	$dT = \pm(0,30 \text{ °C} + 0,005 t)$
Cl. A	$dT = \pm(0,15 \text{ °C} + 0,002 t)$
Cl. 1/3 DIN	$dT = \pm(1/3 \cdot (0,30 \text{ °C} + 0,005 t))$
Cl. 1/10 DIN	$dT = \pm(1/10 \cdot (0,30 \text{ °C} + 0,005 t))$

Example values		
Value @ T = 0 °C	Value @ T = 25 °C	Value @ T = 50 °C
±0,30 °C	±0,43 °C	±0,55 °C
±0,15 °C	±0,20 °C	±0,25 °C
±0,10 °C	±0,14 °C	±0,18 °C
±0,03 °C	±0,04 °C	±0,06 °C

T °C	R Ω	Max. tol. ± in °C*			
		Cl. B	Cl. A	Cl. 1/3 B	Cl. 1/10 B
-50	80,31	0,55	0,25	0,18	
-49	80,70	0,55	0,25	0,18	
-48	81,10	0,54	0,25	0,18	
-47	81,50	0,54	0,24	0,18	
-46	81,89	0,53	0,24	0,18	
-45	82,29	0,53	0,24	0,18	
-44	82,69	0,52	0,24	0,17	
-43	83,08	0,52	0,24	0,17	
-42	83,48	0,51	0,23	0,17	
-41	83,88	0,51	0,23	0,17	
-40	84,27	0,50	0,23	0,17	
-39	84,67	0,50	0,23	0,17	
-38	85,06	0,49	0,23	0,16	
-37	85,46	0,49	0,22	0,16	
-36	85,85	0,48	0,22	0,16	
-35	86,25	0,48	0,22	0,16	
-34	86,64	0,47	0,22	0,16	
-33	87,04	0,47	0,22	0,16	
-32	87,43	0,46	0,21	0,15	
-31	87,83	0,46	0,21	0,15	
-30	88,22	0,45	0,21	0,15	
-29	88,62	0,45	0,21	0,15	
-28	89,01	0,44	0,21	0,15	
-27	89,40	0,44	0,20	0,15	
-26	89,80	0,43	0,20	0,14	
-25	90,19	0,43	0,20	0,14	
-24	90,59	0,42	0,20	0,14	
-23	90,98	0,42	0,20	0,14	
-22	91,37	0,41	0,19	0,14	
-21	91,77	0,41	0,19	0,14	
-20	92,16	0,40	0,19	0,13	
-19	92,55	0,40	0,19	0,13	
-18	92,95	0,39	0,19	0,13	
-17	93,34	0,39	0,18	0,13	
-16	93,73	0,38	0,18	0,13	

T °C	R Ω	Max. tol. ± in °C*			
		Cl. B	Cl. A	Cl. 1/3 B	Cl. 1/10 B
-15	94,12	0,38	0,18	0,13	
-14	94,52	0,37	0,18	0,12	
-13	94,91	0,37	0,18	0,12	
-12	95,30	0,36	0,17	0,12	
-11	95,69	0,36	0,17	0,12	
-10	96,09	0,35	0,17	0,12	
-9	96,48	0,35	0,17	0,12	
-8	96,87	0,34	0,17	0,11	
-7	97,26	0,34	0,16	0,11	
-6	97,65	0,33	0,16	0,11	
-5	98,04	0,33	0,16	0,11	
-4	98,44	0,32	0,16	0,11	
-3	98,83	0,32	0,16	0,11	
-2	99,22	0,31	0,15	0,10	
-1	99,61	0,31	0,15	0,10	
0	100,00	0,30	0,15	0,10	0,03
1	100,39	0,31	0,15	0,10	0,03
2	100,78	0,31	0,15	0,10	0,03
3	101,17	0,32	0,16	0,11	0,03
4	101,56	0,32	0,16	0,11	0,03
5	101,95	0,33	0,16	0,11	0,03
6	102,34	0,33	0,16	0,11	0,03
7	102,73	0,34	0,16	0,11	0,03
8	103,12	0,34	0,17	0,11	0,03
9	103,51	0,35	0,17	0,12	0,03
10	103,90	0,35	0,17	0,12	0,04
11	104,29	0,36	0,17	0,12	0,04
12	104,68	0,36	0,17	0,12	0,04
13	105,07	0,37	0,18	0,12	0,04
14	105,46	0,37	0,18	0,12	0,04
15	105,85	0,38	0,18	0,13	0,04
16	106,24	0,38	0,18	0,13	0,04
17	106,63	0,39	0,18	0,13	0,04
18	107,02	0,39	0,19	0,13	0,04
19	107,41	0,40	0,19	0,13	0,04

T °C	R Ω	Max. tol. ± in °C*			
		Cl. B	Cl. A	Cl. 1/3 B	Cl. 1/10 B
20	107,79	0,40	0,19	0,13	0,04
21	108,18	0,41	0,19	0,14	0,04
22	108,57	0,41	0,19	0,14	0,04
23	108,96	0,42	0,20	0,14	0,04
24	109,35	0,42	0,20	0,14	0,04
25	109,74	0,43	0,20	0,14	0,04
26	110,12	0,43	0,20	0,14	0,04
27	110,51	0,44	0,20	0,15	0,04
28	110,90	0,44	0,21	0,15	0,04
29	111,29	0,45	0,21	0,15	0,04
30	111,67	0,45	0,21	0,15	0,05
31	112,06	0,46	0,21	0,15	0,05
32	112,45	0,46	0,21	0,15	0,05
33	112,84	0,47	0,22	0,16	0,05
34	113,22	0,47	0,22	0,16	0,05
35	113,61	0,48	0,22	0,16	0,05
36	114,00	0,48	0,22	0,16	0,05
37	114,38	0,49	0,22	0,16	0,05
38	114,77	0,49	0,23	0,16	0,05
39	115,16	0,50	0,23	0,17	0,05
40	115,54	0,50	0,23	0,17	0,05
41	115,93	0,51	0,23	0,17	0,05
42	116,31	0,51	0,23	0,17	0,05
43	116,70	0,52	0,24	0,17	0,05
44	117,09	0,52	0,24	0,17	0,05
45	117,47	0,53	0,24	0,18	0,05
46	117,86	0,53	0,24	0,18	0,05
47	118,24	0,54	0,24	0,18	0,05
48	118,63	0,54	0,25	0,18	0,05
49	119,01	0,55	0,25	0,18	0,05
50	119,40	0,55	0,25	0,18	0,06
51	119,78	0,56	0,25	0,19	0,06
52	120,17	0,56	0,25	0,19	0,06
53	120,55	0,57	0,26	0,19	0,06
54	120,94	0,57	0,26	0,19	0,06

HP / CK 03.07.2024

T °C	R Ω	Max. tol. ± in °C*				T °C	R Ω	Max. tol. ± in °C*				T °C	R Ω	Max. tol. ± in °C*			
		Cl. B	Cl. A	Cl. 1/3 B	Cl. 1/10 B			Cl. B	Cl. A	Cl. 1/3 B	Cl. 1/10 B			Cl. B	Cl. A	Cl. 1/3 B	Cl. 1/10 B
55	121,32	0,58	0,26	0,19	0,06	101	138,89	0,81	0,35	0,27		147	156,20	1,04	0,44	0,35	
56	121,71	0,58	0,26	0,19	0,06	102	139,26	0,81	0,35	0,27		148	156,58	1,04	0,45	0,35	
57	122,09	0,59	0,26	0,20	0,06	103	139,64	0,82	0,36	0,27		149	156,95	1,05	0,45	0,35	
58	122,47	0,59	0,27	0,20	0,06	104	140,02	0,82	0,36	0,27		150	157,33	1,05	0,45	0,35	
59	122,86	0,60	0,27	0,20	0,06	105	140,40	0,83	0,36	0,28		151	157,70	1,06	0,45	0,35	
60	123,24	0,60	0,27	0,20	0,06	106	140,78	0,83	0,36	0,28		152	158,07	1,06	0,45	0,35	
61	123,63	0,61	0,27	0,20	0,06	107	141,16	0,84	0,36	0,28		153	158,45	1,07	0,46	0,36	
62	124,01	0,61	0,27	0,20	0,06	108	141,54	0,84	0,37	0,28		154	158,82	1,07	0,46	0,36	
63	124,39	0,62	0,28	0,21	0,06	109	141,91	0,85	0,37	0,28		155	159,19	1,08	0,46	0,36	
64	124,78	0,62	0,28	0,21	0,06	110	142,29	0,85	0,37	0,28		156	159,56	1,08	0,46	0,36	
65	125,16	0,63	0,28	0,21	0,06	111	142,67	0,86	0,37	0,29		157	159,94	1,09	0,46	0,36	
66	125,54	0,63	0,28	0,21	0,06	112	143,05	0,86	0,37	0,29		158	160,31	1,09	0,47	0,36	
67	125,93	0,64	0,28	0,21	0,06	113	143,43	0,87	0,38	0,29		159	160,68	1,10	0,47	0,37	
68	126,31	0,64	0,29	0,21	0,06	114	143,80	0,87	0,38	0,29		160	161,05	1,10	0,47	0,37	
69	126,69	0,65	0,29	0,22	0,06	115	144,18	0,88	0,38	0,29		161	161,43	1,11	0,47	0,37	
70	127,08	0,65	0,29	0,22	0,07	116	144,56	0,88	0,38	0,29		162	161,80	1,11	0,47	0,37	
71	127,46	0,66	0,29	0,22	0,07	117	144,94	0,89	0,38	0,30		163	162,17	1,12	0,48	0,37	
72	127,84	0,66	0,29	0,22	0,07	118	145,31	0,89	0,39	0,30		164	162,54	1,12	0,48	0,37	
73	128,22	0,67	0,30	0,22	0,07	119	145,69	0,90	0,39	0,30		165	162,92	1,13	0,48	0,38	
74	128,61	0,67	0,30	0,22	0,07	120	146,07	0,90	0,39	0,30		166	163,29	1,13	0,48	0,38	
75	128,99	0,68	0,30	0,23	0,07	121	146,45	0,91	0,39	0,30		167	163,66	1,14	0,48	0,38	
76	129,37	0,68	0,30	0,23	0,07	122	146,82	0,91	0,39	0,30		168	164,03	1,14	0,49	0,38	
77	129,75	0,69	0,30	0,23	0,07	123	147,20	0,92	0,40	0,31		169	164,40	1,15	0,49	0,38	
78	130,13	0,69	0,31	0,23	0,07	124	147,58	0,92	0,40	0,31		170	164,77	1,15	0,49	0,38	
79	130,52	0,70	0,31	0,23	0,07	125	147,95	0,93	0,40	0,31		171	165,14	1,16	0,49	0,39	
80	130,90	0,70	0,31	0,23	0,07	126	148,33	0,93	0,40	0,31		172	165,51	1,16	0,49	0,39	
81	131,28	0,71	0,31	0,24	0,07	127	148,70	0,94	0,40	0,31		173	165,89	1,17	0,50	0,39	
82	131,66	0,71	0,31	0,24	0,07	128	149,08	0,94	0,41	0,31		174	166,26	1,17	0,50	0,39	
83	132,04	0,72	0,32	0,24	0,07	129	149,46	0,95	0,41	0,32		175	166,63	1,18	0,50	0,39	
84	132,42	0,72	0,32	0,24	0,07	130	149,83	0,95	0,41	0,32		176	167,00	1,18	0,50	0,39	
85	132,80	0,73	0,32	0,24	0,07	131	150,21	0,96	0,41	0,32		177	167,37	1,19	0,50	0,40	
86	133,18	0,73	0,32	0,24	0,07	132	150,58	0,96	0,41	0,32		178	167,74	1,19	0,51	0,40	
87	133,57	0,74	0,32	0,25	0,07	133	150,96	0,97	0,42	0,32		179	168,11	1,20	0,51	0,40	
88	133,95	0,74	0,33	0,25	0,07	134	151,33	0,97	0,42	0,32		180	168,48	1,20	0,51	0,40	
89	134,33	0,75	0,33	0,25	0,07	135	151,71	0,98	0,42	0,33		181	168,85	1,21	0,51	0,40	
90	134,71	0,75	0,33	0,25	0,08	136	152,09	0,98	0,42	0,33		182	169,22	1,21	0,51	0,40	
91	135,09	0,76	0,33	0,25	0,08	137	152,46	0,99	0,42	0,33		183	169,59	1,22	0,52	0,41	
92	135,47	0,76	0,33	0,25	0,08	138	152,84	0,99	0,43	0,33		184	169,96	1,22	0,52	0,41	
93	135,85	0,77	0,34	0,26	0,08	139	153,21	1,00	0,43	0,33		185	170,33	1,23	0,52	0,41	
94	136,23	0,77	0,34	0,26	0,08	140	153,58	1,00	0,43	0,33		186	170,70	1,23	0,52	0,41	
95	136,61	0,78	0,34	0,26	0,08	141	153,96	1,01	0,43	0,34		187	171,07	1,24	0,52	0,41	
96	136,99	0,78	0,34	0,26	0,08	142	154,33	1,01	0,43	0,34		188	171,44	1,24	0,53	0,41	
97	137,37	0,79	0,34	0,26	0,08	143	154,71	1,02	0,44	0,34		189	171,80	1,25	0,53	0,42	
98	137,75	0,79	0,35	0,26	0,08	144	155,08	1,02	0,44	0,34		190	172,17	1,25	0,53	0,42	
99	138,13	0,80	0,35	0,27	0,08	145	155,46	1,03	0,44	0,34		191	172,54	1,26	0,53	0,42	
100	138,51	0,80	0,35	0,27		146	155,83	1,03	0,44	0,34		192	172,91	1,26	0,53	0,42	

HP / CK 03.07.2024

T °C	R Ω	Max. tol. ± in °C*				T °C	R Ω	Max. tol. ± in °C*				T °C	R Ω	Max. tol. ± in °C*			
		Cl. B	Cl. A	Cl. 1/3 B	Cl. 1/10 B			Cl. B	Cl. A	Cl. 1/3 B	Cl. 1/10 B			Cl. B	Cl. A	Cl. 1/3 B	Cl. 1/10 B
193	173,28	1,27	0,54	0,42		239	190,11	1,50	0,63			285	206,70	1,73	0,72		
194	173,65	1,27	0,54	0,42		240	190,47	1,50	0,63			286	207,05	1,73	0,72		
195	174,02	1,28	0,54	0,43		241	190,84	1,51	0,63			287	207,41	1,74	0,72		
196	174,38	1,28	0,54	0,43		242	191,20	1,51	0,63			288	207,77	1,74	0,73		
197	174,75	1,29	0,54	0,43		243	191,56	1,52	0,64			289	208,13	1,75	0,73		
198	175,12	1,29	0,55	0,43		244	191,92	1,52	0,64			290	208,48	1,75	0,73		
199	175,49	1,30	0,55	0,43		245	192,29	1,53	0,64			291	208,84	1,76	0,73		
200	175,86	1,30	0,55			246	192,65	1,53	0,64			292	209,20	1,76	0,73		
201	176,22	1,31	0,55			247	193,01	1,54	0,64			293	209,56	1,77	0,74		
202	176,59	1,31	0,55			248	193,37	1,54	0,65			294	209,91	1,77	0,74		
203	176,96	1,32	0,56			249	193,74	1,55	0,65			295	210,27	1,78	0,74		
204	177,33	1,32	0,56			250	194,10	1,55	0,65			296	210,63	1,78	0,74		
205	177,69	1,33	0,56			251	194,46	1,56	0,65			297	210,98	1,79	0,74		
206	178,06	1,33	0,56			252	194,82	1,56	0,65			298	211,34	1,79	0,75		
207	178,43	1,34	0,56			253	195,18	1,57	0,66			299	211,70	1,80	0,75		
208	178,79	1,34	0,57			254	195,55	1,57	0,66			300	212,05	1,80			
209	179,16	1,35	0,57			255	195,91	1,58	0,66			301	212,41	1,81			
210	179,53	1,35	0,57			256	196,27	1,58	0,66			302	212,76	1,81			
211	179,89	1,36	0,57			257	196,63	1,59	0,66			303	213,12	1,82			
212	180,26	1,36	0,57			258	196,99	1,59	0,67			304	213,48	1,82			
213	180,63	1,37	0,58			259	197,35	1,60	0,67			305	213,83	1,83			
214	180,99	1,37	0,58			260	197,71	1,60	0,67			306	214,19	1,83			
215	181,36	1,38	0,58			261	198,07	1,61	0,67			307	214,54	1,84			
216	181,73	1,38	0,58			262	198,43	1,61	0,67			308	214,90	1,84			
217	182,09	1,39	0,58			263	198,79	1,62	0,68			309	215,25	1,85			
218	182,46	1,39	0,59			264	199,15	1,62	0,68			310	215,61	1,85			
219	182,82	1,40	0,59			265	199,51	1,63	0,68			311	215,96	1,86			
220	183,19	1,40	0,59			266	199,88	1,63	0,68			312	216,32	1,86			
221	183,55	1,41	0,59			267	200,24	1,64	0,68			313	216,67	1,87			
222	183,92	1,41	0,59			268	200,60	1,64	0,69			314	217,03	1,87			
223	184,28	1,42	0,60			269	200,95	1,65	0,69			315	217,38	1,88			
224	184,65	1,42	0,60			270	201,31	1,65	0,69			316	217,74	1,88			
225	185,01	1,43	0,60			271	201,67	1,66	0,69			317	218,09	1,89			
226	185,38	1,43	0,60			272	202,03	1,66	0,69			318	218,44	1,89			
227	185,74	1,44	0,60			273	202,39	1,67	0,70			319	218,80	1,90			
228	186,11	1,44	0,61			274	202,75	1,67	0,70			320	219,15	1,90			
229	186,47	1,45	0,61			275	203,11	1,68	0,70			321	219,51	1,91			
230	186,84	1,45	0,61			276	203,47	1,68	0,70			322	219,86	1,91			
231	187,20	1,46	0,61			277	203,83	1,69	0,70			323	220,21	1,92			
232	187,56	1,46	0,61			278	204,19	1,69	0,71			324	220,57	1,92			
233	187,93	1,47	0,62			279	204,55	1,70	0,71			325	220,92	1,93			
234	188,29	1,47	0,62			280	204,91	1,70	0,71			326	221,27	1,93			
235	188,66	1,48	0,62			281	205,26	1,71	0,71			327	221,63	1,94			
236	189,02	1,48	0,62			282	205,62	1,71	0,71			328	221,98	1,94			
237	189,38	1,49	0,62			283	205,98	1,72	0,72			329	222,33	1,95			
238	189,75	1,49	0,63			284	206,34	1,72	0,72			330	222,69	1,95			

HP / CK 03.07.2024

Testo Sensor GmbH

+49 7653 96597-71

Testo-Straße 1
D-79853 Lenzkirch

📞 +49 7653 96597-71

✉️ webshop@testo-sensor.de

🌐 Please find our whole temperature probe and transmitter portfolio in our webshop at: www.testo-sensor.shop

Managing Director: Prof. Burkart Knospe, Martin Arndt, Timo Löffler

Amtsgericht Freiburg HRB 706025 | Umsatzsteuer-ID.: DE274417683

T °C	R Ω	Max. tol. ± in °C*				T °C	R Ω	Max. tol. ± in °C*				T °C	R Ω	Max. tol. ± in °C*			
		Cl. B	Cl. A	Cl. 1/3 B	Cl. 1/10 B			Cl. B	Cl. A	Cl. 1/3 B	Cl. 1/10 B			Cl. B	Cl. A	Cl. 1/3 B	Cl. 1/10 B
331	223,04	1,96				377	239,14	2,19				423	254,99	2,42			
332	223,39	1,96				378	239,48	2,19				424	255,33	2,42			
333	223,74	1,97				379	239,83	2,20				425	255,67	2,43			
334	224,10	1,97				380	240,18	2,20				426	256,01	2,43			
335	224,45	1,98				381	240,52	2,21				427	256,36	2,44			
336	224,80	1,98				382	240,87	2,21				428	256,70	2,44			
337	225,15	1,99				383	241,22	2,22				429	257,04	2,45			
338	225,50	1,99				384	241,56	2,22				430	257,38	2,45			
339	225,86	2,00				385	241,91	2,23				431	257,72	2,46			
340	226,21	2,00				386	242,26	2,23				432	258,06	2,46			
341	226,56	2,01				387	242,60	2,24				433	258,40	2,47			
342	226,91	2,01				388	242,95	2,24				434	258,74	2,47			
343	227,26	2,02				389	243,29	2,25				435	259,08	2,48			
344	227,61	2,02				390	243,64	2,25				436	259,42	2,48			
345	227,96	2,03				391	243,99	2,26				437	259,76	2,49			
346	228,31	2,03				392	244,33	2,26				438	260,11	2,49			
347	228,66	2,04				393	244,68	2,27				439	260,45	2,50			
348	229,02	2,04				394	245,02	2,27				440	260,79	2,50			
349	229,37	2,05				395	245,37	2,28				441	261,13	2,51			
350	229,72	2,05				396	245,71	2,28				442	261,47	2,51			
351	230,07	2,06				397	246,06	2,29				443	261,80	2,52			
352	230,42	2,06				398	246,40	2,29				444	262,14	2,52			
353	230,77	2,07				399	246,75	2,30				445	262,48	2,53			
354	231,12	2,07				400	247,09	2,30				446	262,82	2,53			
355	231,47	2,08				401	247,44	2,31				447	263,16	2,54			
356	231,82	2,08				402	247,78	2,31				448	263,50	2,54			
357	232,17	2,09				403	248,13	2,32				449	263,84	2,55			
358	232,52	2,09				404	248,47	2,32				450	264,18	2,55			
359	232,87	2,10				405	248,81	2,33				451	264,52	2,56			
360	233,21	2,10				406	249,16	2,33				452	264,86	2,56			
361	233,56	2,11				407	249,50	2,34				453	265,20	2,57			
362	233,91	2,11				408	249,85	2,34				454	265,53	2,57			
363	234,26	2,12				409	250,19	2,35				455	265,87	2,58			
364	234,61	2,12				410	250,53	2,35				456	266,21	2,58			
365	234,96	2,13				411	250,88	2,36				457	266,55	2,59			
366	235,31	2,13				412	251,22	2,36				458	266,89	2,59			
367	235,66	2,14				413	251,56	2,37				459	267,22	2,60			
368	236,01	2,14				414	251,91	2,37				460	267,56	2,60			
369	236,35	2,15				415	252,25	2,38				461	267,90	2,61			
370	236,70	2,15				416	252,59	2,38				462	268,24	2,61			
371	237,05	2,16				417	252,93	2,39				463	268,57	2,62			
372	237,40	2,16				418	253,28	2,39				464	268,91	2,62			
373	237,75	2,17				419	253,62	2,40				465	269,25	2,63			
374	238,09	2,17				420	253,96	2,40				466	269,59	2,63			
375	238,44	2,18				421	254,30	2,41				467	269,92	2,64			
376	238,79	2,18				422	254,65	2,41				468	270,26	2,64			

HP / CK 03.07.2024

Testo Sensor GmbH

+49 7653 96597-71

Testo-Straße 1
D-79853 Lenzkirch

webshop@testo-sensor.de

Please find our whole temperature probe and transmitter portfolio in our webshop at: www.testo-sensor.shop

Managing Director: Prof. Burkart Knospe, Martin Arndt, Timo Löffler

Amtsgericht Freiburg HRB 706025 | Umsatzsteuer-ID.: DE274417683

Max. tol. ± in °C*						Max. tol. ± in °C*						Max. tol. ± in °C*					
T	R	Max. tol. ± in °C*				T	R	Max. tol. ± in °C*				T	R	Max. tol. ± in °C*			
°C	Ω	Cl. B	Cl. A	Cl. 1/3 B	Cl. 1/10 B	°C	Ω	Cl. B	Cl. A	Cl. 1/3 B	Cl. 1/10 B	°C	Ω	Cl. B	Cl. A	Cl. 1/3 B	Cl. 1/10 B
469	270,60	2,65				515	285,96	2,88				561	301,08	3,11			
470	270,93	2,65				516	286,29	2,88				562	301,41	3,11			
471	271,27	2,66				517	286,62	2,89				563	301,73	3,12			
472	271,61	2,66				518	286,95	2,89				564	302,06	3,12			
473	271,94	2,67				519	287,29	2,90				565	302,38	3,13			
474	272,28	2,67				520	287,62	2,90				566	302,71	3,13			
475	272,61	2,68				521	287,95	2,91				567	303,04	3,14			
476	272,95	2,68				522	288,28	2,91				568	303,36	3,14			
477	273,29	2,69				523	288,61	2,92				569	303,69	3,15			
478	273,62	2,69				524	288,94	2,92				570	304,01	3,15			
479	273,96	2,70				525	289,27	2,93				571	304,34	3,16			
480	274,29	2,70				526	289,60	2,93				572	304,66	3,16			
481	274,63	2,71				527	289,93	2,94				573	304,99	3,17			
482	274,96	2,71				528	290,26	2,94				574	305,31	3,17			
483	275,30	2,72				529	290,59	2,95				575	305,63	3,18			
484	275,63	2,72				530	290,92	2,95				576	305,96	3,18			
485	275,97	2,73				531	291,25	2,96				577	306,28	3,19			
486	276,30	2,73				532	291,58	2,96				578	306,61	3,19			
487	276,64	2,74				533	291,91	2,97				579	306,93	3,20			
488	276,97	2,74				534	292,24	2,97				580	307,25	3,20			
489	277,31	2,75				535	292,57	2,98				581	307,58	3,21			
490	277,64	2,75				536	292,89	2,98				582	307,90	3,21			
491	277,98	2,76				537	293,22	2,99				583	308,23	3,22			
492	278,31	2,76				538	293,55	2,99				584	308,55	3,22			
493	278,64	2,77				539	293,88	3,00				585	308,87	3,23			
494	278,98	2,77				540	294,21	3,00				586	309,20	3,23			
495	279,31	2,78				541	294,54	3,01				587	309,52	3,24			
496	279,64	2,78				542	294,87	3,01				588	309,84	3,24			
497	279,98	2,79				543	295,19	3,02				589	310,16	3,25			
498	280,31	2,79				544	295,52	3,02				590	310,49	3,25			
499	280,64	2,80				545	295,85	3,03				591	310,81	3,26			
500	280,98	2,80				546	296,18	3,03				592	311,13	3,26			
501	281,31	2,81				547	296,51	3,04				593	311,45	3,27			
502	281,64	2,81				548	296,83	3,04				594	311,78	3,27			
503	281,98	2,82				549	297,16	3,05				595	312,10	3,28			
504	282,31	2,82				550	297,49	3,05				596	312,42	3,28			
505	282,64	2,83				551	297,81	3,06				597	312,74	3,29			
506	282,97	2,83				552	298,14	3,06				598	313,07	3,29			
507	283,31	2,84				553	298,47	3,07				599	313,39	3,30			
508	283,64	2,84				554	298,80	3,07				600	313,71	3,30			
509	283,97	2,85				555	299,12	3,08				*Maximum tolerance ± according to IEC 751 / EN 60751 in °C					
510	284,30	2,85				556	299,45	3,08				Cl. 1/3 B corresponding to Cl. AA					
511	284,63	2,86				557	299,78	3,09									
512	284,97	2,86				558	300,10	3,09									
513	285,30	2,87				559	300,43	3,10									
514	285,63	2,87				560	300,75	3,10									

HP / CK 03.07.2024

Testo Sensor GmbH

+49 7653 96597-71

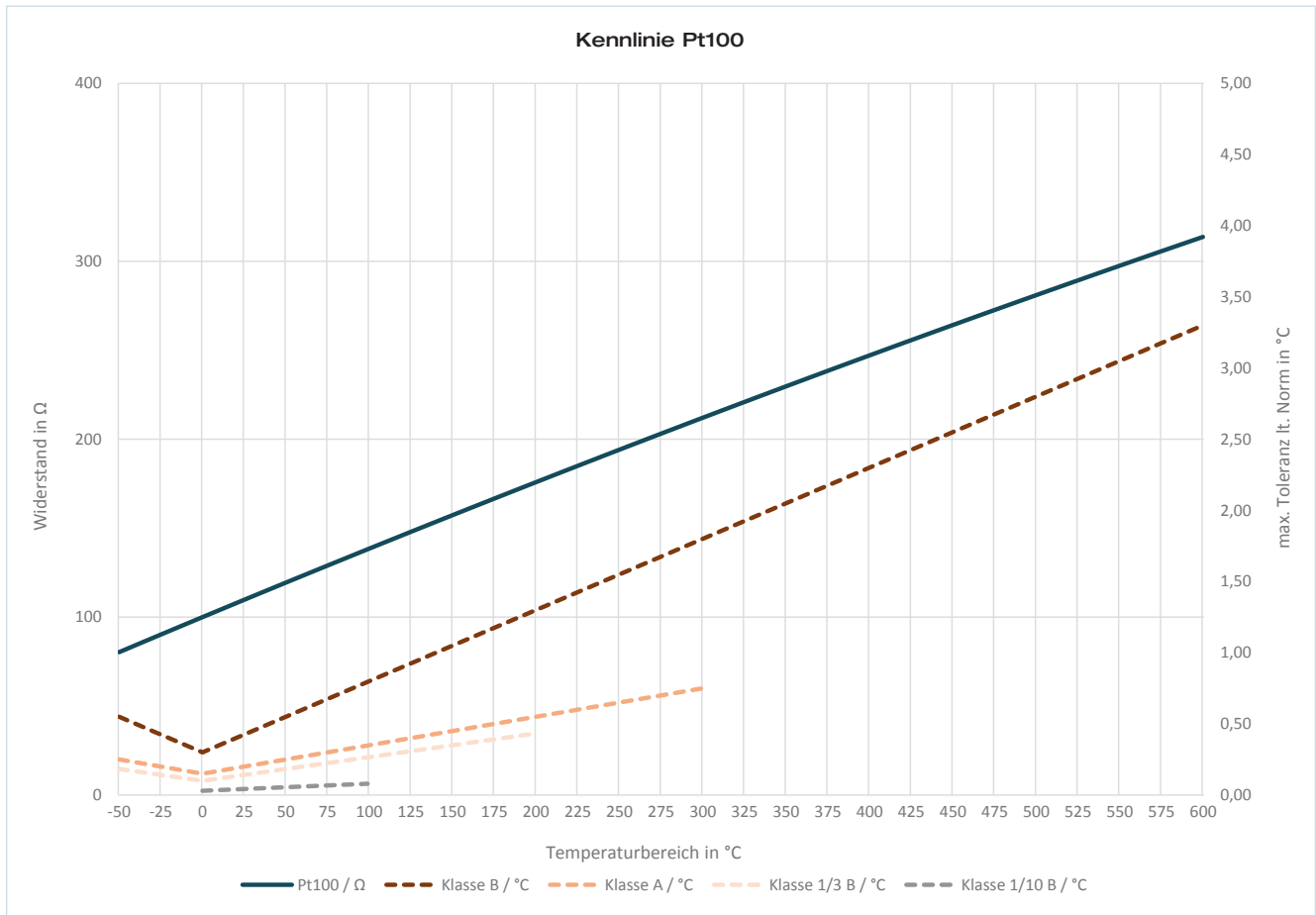
Testo-Straße 1
D-79853 Lenzkirch

webshop@testo-sensor.de

Please find our whole temperature probe and transmitter portfolio in our webshop at: www.testo-sensor.shop

Managing Director: Prof. Burkart Knospe, Martin Arndt, Timo Löffler

Amtsgericht Freiburg HRB 706025 | Umsatzsteuer-ID.: DE274417683



HP / CK 03.07.2024

Testo Sensor GmbH

Testo-Straße 1
D-79853 Lenzkirch

+49 7653 96597-71
webshop@testo-sensor.de

Managing Director: Prof. Burkart Knospe, Martin Arndt, Timo Löffler
Amtsgericht Freiburg HRB 706025 | Umsatzsteuer-ID.: DE274417683
Please find our whole temperature probe and transmitter portfolio in our webshop at: www.testo-sensor.shop

Testo Sensor GmbH
Testo-Strasse 1
79853 Lenzkirch

Phone: +49 7653 96597 0
Fax: +49 7653 96597 99
E-mail: info@testo-sensor.de

Handelsregister: HRB 706025
Registergericht: Amtsgericht Freiburg

HP / CK 03.07.2024

All rights reserved. Changes to the documents are not authorised.
We reserve the right to make technical changes.
Please read the operating instructions before starting any work.