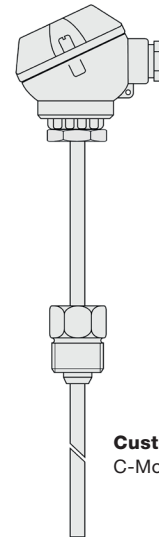


Double thermocouple Type J with J-Head - HL

Article no.: 805018 1111

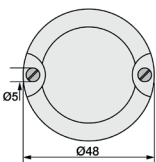
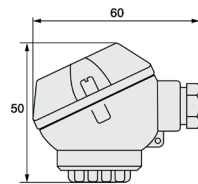
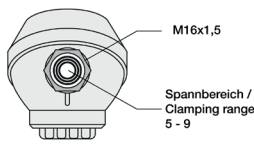
Our screw-in double thermocouple type J with J-head - HL is suitable for use up to 750 °C and is installed via the G1/2 " thread and the neck tube. It has two built-in thermocouples. This allows you to operate two different evaluation units, for example, or to increase reliability in safety-relevant processes. In more complicated installation situations, you can simply switch to the second thermocouple instead of removing the probe. The J-head with the protection sleeve and neck tube is designed according to DIN43772 Form 2G.

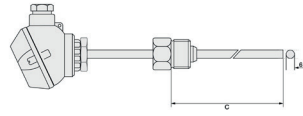


Customizable options
C-Mounting length

General Information	
Measuring range	-40 °C to +750 °C
Perm. (°C) conn. head	-40 °C to +100 °C
Accuracy	-40 °C to +375 °C: ±1,5 °C 375 °C to 750 °C: ±0,004 t according to DIN IEC 60584 Class 1
Supply and output	
Measuring element	2 x Thermocouple Type J
Measuring point	Measuring point isolated
Measurement signal	Thermovoltage
Ambient conditions	
Protection class	IP54 according DIN 60529
Humidity and moisture condensation resistance	according to application-specific qualification
Certificates and Standards	
Standards	DIN EN 61326-1:2013 DIN EN IEC 63000:2019-05
Directive	RoHS 2011/65/EU 2014/30/EU

Connection head	
Design	Form J (MA)
Material	Aluminium pressure die-casting
W/H/Ø (mm)	50/60/48
Color	RAL 9006 aluminium silver
Cable gland head	with strain relief
Cable electrical connection	Screw terminals max. 1,5 mm ²
Clamping range (mm)	5 to 9
Ambient temperature max	+100 °C
Sensor unit	Fixed

Screw-in thread		Your order code		C - Mounting length			
Material	Stainless steel 1.4571 316TI	Article no.	Code	Length (mm)			
Length (mm)	14					C0050	50 ¹⁾
Process connection	G1/2 "					C0100	100 ¹⁾
Wrench size	27					C0150	150 ¹⁾
Protection sleeve		805018 1111	C	C0200		200 ¹⁾	
Material	Stainless steel 1.4571 316TI			C0250		250 ¹⁾	
Mounting length (mm)	please choose			C0300		300 ¹⁾	
Ø (mm)	6 ²⁾			C0400		400 ¹⁾	
Length neck tube (mm)	60			C0500		500 ¹⁾	
Other mounting lengths on request ¹⁾ Tolerance ± 1% ²⁾ Tolerance ± 0,1 mm							

KC / MWA / 04.06.2024

Testo Sensor GmbH

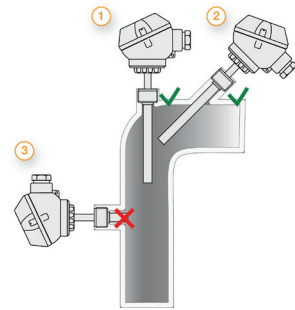
+49 7653 96597-71 Managing Director: Prof. Burkart Knospe, Martin Arndt, Timo Löffler
 Testo-Straße 1 webshop@testo-sensor.de Amtsgericht Freiburg HRB 706025 | Umsatzsteuer-ID.: DE274417683
 D-79853 Lenzkirch Please find our whole temperature probe and transmitter portfolio in our webshop at: www.testo-sensor.shop

Delivery and Assembly

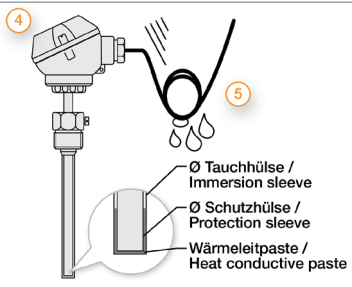
Delivery and Packaging	Probe, separately packaged in PE bag
------------------------	--------------------------------------

Important assembly advices

Measuring errors can occur due to heat dissipation to the environment. To keep these as small as possible, we recommend immersing the protection sleeve of your temperature probe as deep as possible into the medium to be measured during installation. The optimum installation depth should be 10-15 times the Ø of the protection sleeve or, if an immersion sleeve is used, the Ø of the immersion sleeve. When installing in pipes whose Ø does not have a sufficiently deep installation depth, you should either install the probe at an angle or in a pipe elbow. Make sure that you have enough space so that the probe can be removed again. 1) Installation with sufficient installation depth 2) Installation at an angle with small pipe Ø 3) Not like this: Minimum installation depth not reached



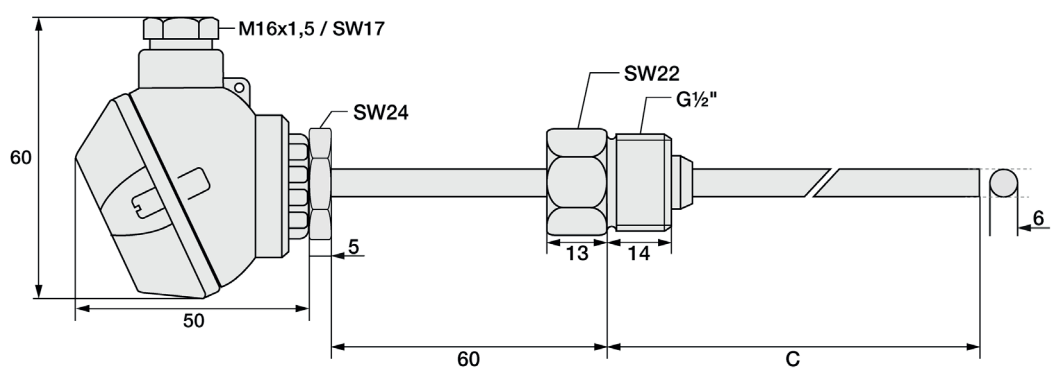
Installation by using an immersion sleeve (4): Please ensure that the Ø and length of the immersion sleeve are selected to suit the installation situation so that the minimum immersion depth can be achieved. Please also ensure that the process connection is correct. Because the probe is not inserted directly into the medium, but via the immersion sleeve, the response times are somewhat slower. The probe should be selected so that the protection sleeve touches the bottom of the immersion sleeve and the air cushion around the protection tube is as small as possible. The use of thermal conduction paste can improve the response times.



Please lay the cable so that no water can penetrate the probe and with a spare loop (4). This allows you to extend the probe without disconnecting the electrical connection.

Technical drawing

Customizable options	C - Mounting length	All dimensions in mm
-----------------------------	---------------------	----------------------



KC / MWA / 04.06.2024

Testo Sensor GmbH


+49 7653 96597-71 Managing Director: Prof. Burkart Knospe, Martin Arndt, Timo Löffler
 Testo-Straße 1 webshop@testo-sensor.de Amtsgericht Freiburg HRB 706025 | Umsatzsteuer-ID.: DE274417683
 D-79853 Lenzkirch Please find our whole temperature probe and transmitter portfolio in our webshop at: www.testo-sensor.shop

Matching accessories:

Details of accessories can be found on our website.

Matching accessories:

Matching accessories: Heat-conducting paste

Heat-conducting paste		
	Article no.	809540 1000
	Content	10 ml
	Thermal conductivity	>2.5 W/mK
	Min / Max °C	-30 °C to +280 °C
	Thermal resistance	< 0.126

KC / MWA / 04.06.2024

Testo Sensor GmbH

Testo-Straße 1
D-79853 Lenzkirch

+49 7653 96597-71


webshop@testo-sensor.de

Please find our whole temperature probe and transmitter portfolio in our webshop at: www.testo-sensor.shop

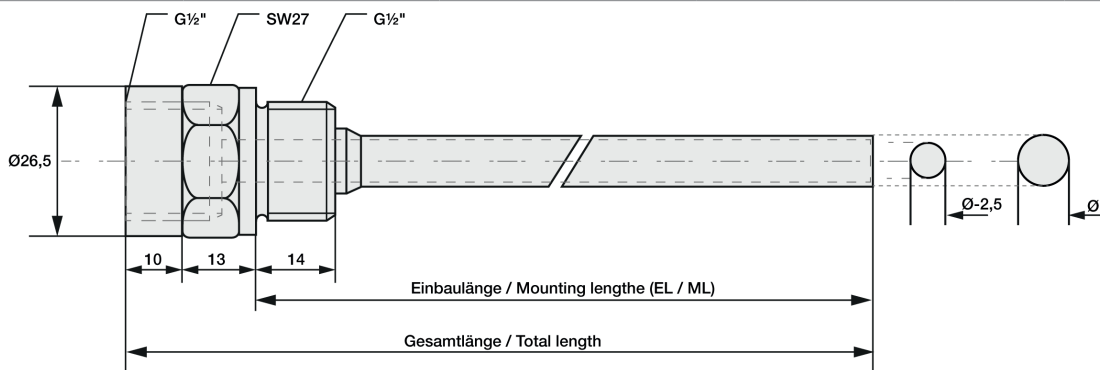
Managing Director: Prof. Burkart Knospe, Martin Arndt, Timo Löffler

Amtsgericht Freiburg HRB 706025 | Umsatzsteuer-ID.: DE274417683

Matching accessories: Immersion sleeves

Immersion sleeves		Please select Ø and mounting length and append the codes to your order code.				
Picture	Immersion sleeve G1/2 " with internal thread		Code	Ø Inside / Outside (mm)	Code	ML (mm)
	Article no.	809520 3XXX				
	Temp. Max	+600 °C				
	pressure proof until	40 bar	1	6,5 / 9	03	30
	Material	Stainless steel 1.4571 316TI	2	7,5 / 10	08	80
	Process connection	G1/2 "	3	8,5 / 11	13	130
	Wrench size	27	4	9,5 / 12	18	180
	Screw-in thread	G1/2 "			23	230
	Scope of delivery	Immersion sleeve, packed in PE bag			28	280
					38	380
Your order code	809520 3	-		--		

Technical drawing Immersion sleeves



KC / MWA / 04.06.2024

Testo Sensor GmbH

Testo-Straße 1
D-79853 Lenzkirch

+49 7653 96597-71

webshop@testo-sensor.de

Please find our whole temperature probe and transmitter portfolio in our webshop at: www.testo-sensor.shop

Managing Director: Prof. Burkart Knospe, Martin Arndt, Timo Löffler

Amtsgericht Freiburg HRB 706025 | Umsatzsteuer-ID.: DE274417683